



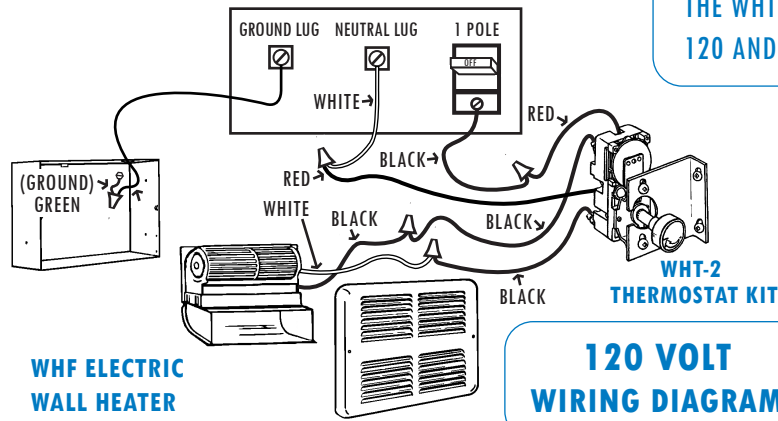
KING ELECTRICAL MFG. CO.
SEATTLE, WA 98108

WHT-2

IN-BUILT THERMOSTAT KIT FOR
KING MODEL **WHF** ELECTRIC
WALL HEATER - DOUBLE POLE



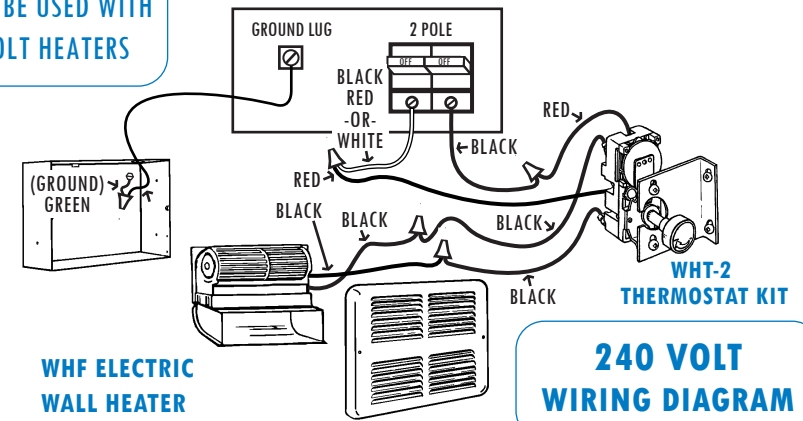
MAIN BREAKER



120 VOLT WIRING DIAGRAM

THE WHT-2 CAN BE USED WITH
120 AND 240 VOLT HEATERS

MAIN BREAKER



240 VOLT WIRING DIAGRAM

DANGER:

RISK OF SEVERE ELECTRICAL SHOCK. DISCONNECT POWER FROM MAIN BREAKER PANEL FIRST BEFORE INSTALLATION.

FOR USE WITH:
120, 208, 240 VAC / 22 AMP
277 VAC / 18 AMP

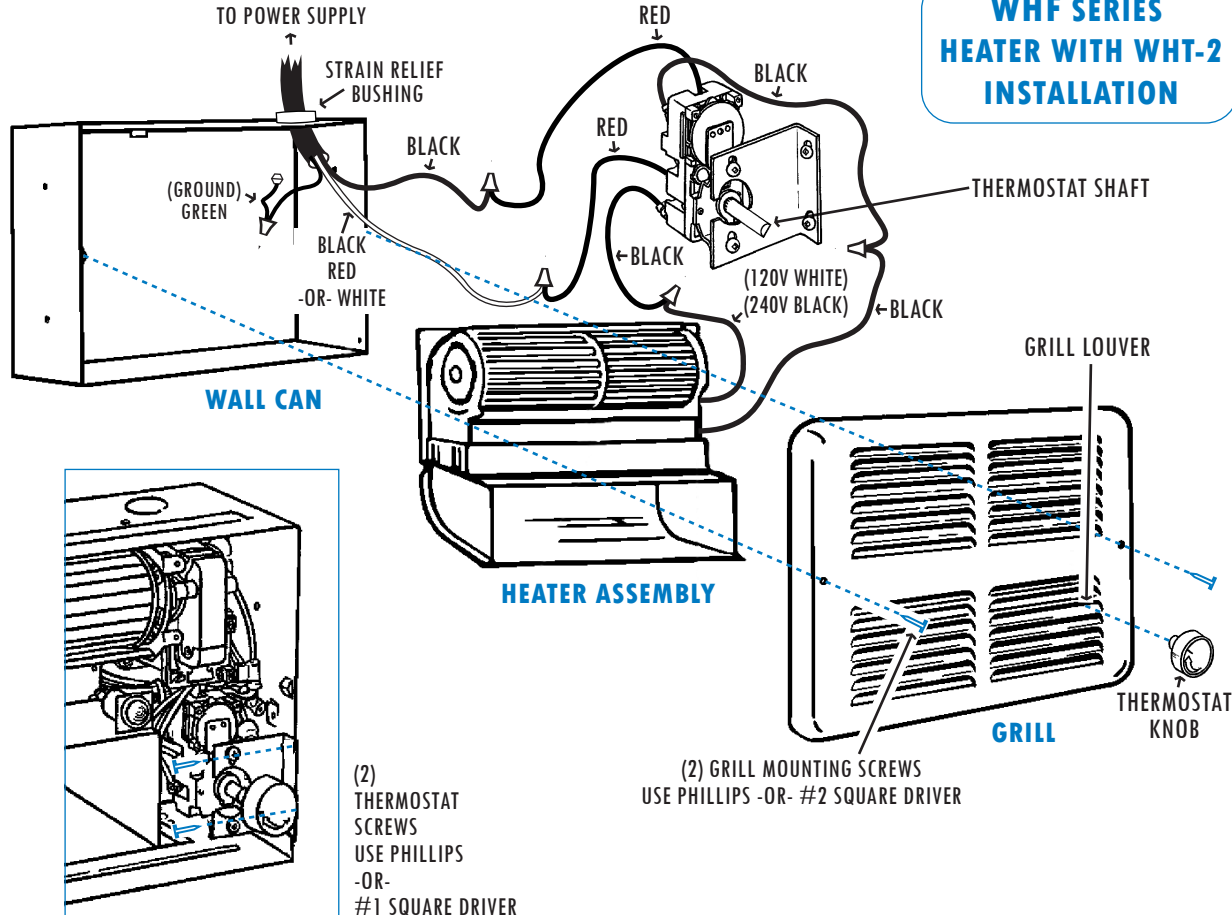
TEMPERATURE RANGE: 40° - 90°F



WHT-2
ACCESSORY FOR THE
WHF SERIES HEATER

WHT-2

TO POWER SUPPLY

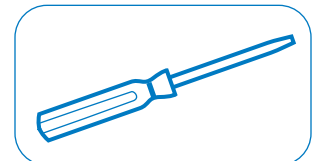


WHF SERIES HEATER WITH WHT-2 INSTALLATION

INSTRUCTIONS

1. MOUNT THERMOSTAT WITH 2 SCREWS PROVIDED.
2. COMPLETE WIRING AS SHOWN FOR THE WHT-2.
3. INSTALL HEATER ASSEMBLY INTO WALL CAN.
4. THERMOSTAT SHAFT FITS BETWEEN GRILL LOUVERS.
5. MOUNT GRILL WITH 2 SCREWS.
6. PLACE PLASTIC KNOB ON THERMOSTAT SHAFT BY PUSHING KNOB THROUGH GRILL OPENING.

TOOLS:



PHILLIPS #1 SQUARE #2 SQUARE

(2) THERMOSTAT SCREWS
USE PHILLIPS -OR- #1 SQUARE DRIVER

(2) GRILL MOUNTING SCREWS
USE PHILLIPS -OR- #2 SQUARE DRIVER



KING ELECTRICAL MFG. CO. · 9131 10TH AVENUE SOUTH · SEATTLE, WA 98108 · TEL: 206.762.0400 · FAX: 206.763.7738 · www.king-electric.com