

# Hydronic Draft Barrier HSB Series



### Model Code:

HSB A	F B	2 C
A: Series		
B: F- Front intake T- Bottom intake		
ST- Slope top, bottom intake		
C: Length		

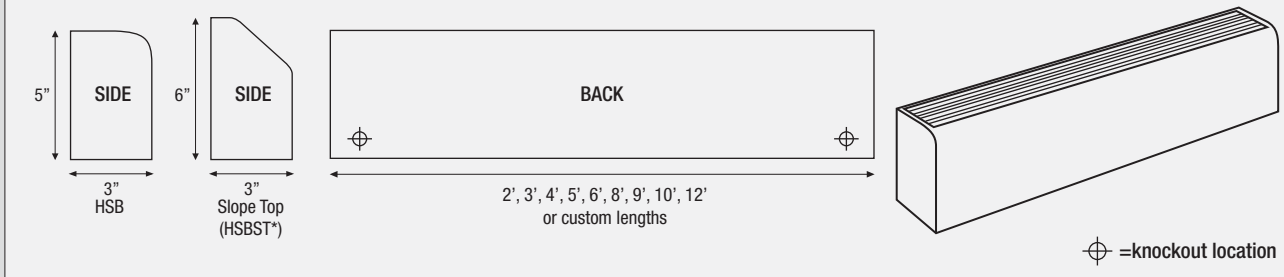


- Bottom intake, top discharge HSBT
- Front intake, top discharge HSBF
- Slope top, bottom intake HSBST (12GA)
- 14GA extruded aluminum front & back
- Snap fit 2 piece construction
- Valve compartments are 6" or 12"
- 3/4" and 1" copper tubes available
- 400 to 1000 BTUH ratings (per foot)
- HSB is 3"W x 5"H, HSBST is 3"W x 6"H
- 1/4" pencil proof discharge grill
- Multiple sections on one common back
- 1-year limited warranty

## The HSB Series Hot Water Draft Barrier

**MODEL HSB residential/commercial hydronic baseboards** offers superior performance, beauty and versatility that is combined with strength and durability. Softline baseboard provides a gentle curtain of warmth along cold outside walls. No drafts and no cold spots. It is ideal for residential, apartment and commercial applications. Painting after installation does not affect the operation. The heavy gauge back plate design assures perfect alignment of the enclosure, and holds the front panel firmly in place. The unique patented heating element for models HSB are available in 3/4" and 1/2" copper tube sizes. HSB baseboard is available completely factory assembled, in coded cartons, in lengths of 2 through 10 feet. Model HSB is available in seven standard colors. Anodized finishes are also available.

### Dimensional Data



Smooth back available when pedestal mounted and back can be seen.  
 \*Approved for residential use

## Engineering Specifications

*HSB Draft Barriers shall be 5" or 6" high and 3" wide. The front cover shall be 14 gauge (12GA, HSBST) aluminum construction suitable for architectural, commercial and industrial use with 1/4" pencil proof top and discharge. The one piece cover shall be extruded aluminum for maximum strength and shall be available in lengths to 14". The front cover shall snap fit to the back cover with no screw heads or assembly fasteners. The back cover shall be suitable for mullion to mullion mounting. Standard painted finishes shall be provided.*

**Element:** Heat sections from 2' to 10' are available. Furnish and install model HEMB or HSLT type heating element. The element shall be manufactured with 3/4" and 1" nominal copper tubing with .010" thick aluminum fins, having full collars for uniform spacing and optimum thermal contact. Fins shall be mechanically bonded to the copper tube. One end of each element shall be expanded to accept the unexpanded end of another tube without coupling.

**Element mount bracket:** Element bracket is constructed of 16 gauge galvanized steel and are mounted to the backplate for noiseless expansion of element. Designed for easy installation into pre-punched mounting holes. Elements are supplied with nylon brackets for noiseless expansion.

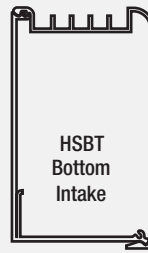
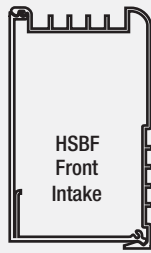
**Installation features:** Model HSB construction allows simple, snap-fit installation. The back plate which houses the heating element assembly is simply attached to the wall surface at the desired height and the front cover enclosure is then snapped into place.

**Pedestal features:** Model HSBT-PD, HSBF-PD, HSBST-PD shall have 2" adjustable pedestals and the heater back will be painted to match the front cover. 1" of adjustment is available on the cast iron pedestal.

**Pedestal quantities:** 2 on 1', 2', 3', 4', 5', 6' / 3 on 7', 8', 9', 10'

# Hydronic Draft Barrier HSB Series

## Side View



## Ordering Information

FRONT INTAKE		BOTTOM INTAKE		SLOPE TOP		LENGTH
MODEL	UPC	MODEL	UPC	MODEL	UPC	
HSBF-2	32499	HSBT-2	32536	HSBST-2	32566	2'
HSBF-3	32500	HSBT-3	32537	HSBST-3	32567	3'
HSBF-4	32501	HSBT-4	32538	HSBST-4	32568	4'
HSBF-5	32502	HSBT-5	32539	HSBST-5	32569	5'
HSBF-6	32503	HSBT-6	32540	HSBST-6	32570	6'
HSBF-7	32504	HSBT-7	32541	HSBST-7	32571	7'
HSBF-8	32505	HSBT-8	32542	HSBST-8	32572	8'
HSBF-9	32506	HSBT-9	32543	HSBST-9	32573	9'
HSBF-10	32507	HSBT-10	32544	HSBST-10	32574	10'

Louvers on blank sections not punched unless otherwise spec.

Add suffix -pd to catalog number for pedestal style heater. Pedestals can be field mounted.

All valve compartments are 6" or 12" long. Price is the same for 6" or 12". Dimensions shown on inside and outside corners are wall dimensions.

Anodize finishes available, consult factory. Finished backs are available.

Units are furnished with factory installed element support.

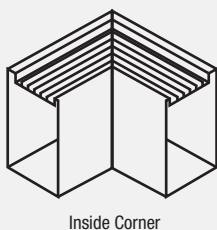
## Accessories

FRONT INTAKE		BOTTOM INTAKE		DESCRIPTION	LENGTH
MODEL	UPC	MODEL	UPC		
HSBF-IC	32508	HSBT-IC	32545	INSIDE CORNER	6"
HSBF-OC	32509	HSBT-OC	32546	OUTSIDE CORNER	6"
HSBF-SP	32511	HSBT-SP	32548	SPLICE PLATE	2"
HSBF-WT	32512	HSBT-WT	32549	WALL TRIM	4"
HSBF-VC	32513	HSBT-VC	32550	VALVE COMPARTMENT	12"
HSBF-EC	32510	HSBT-EC	32547	END CAP (SPECIFY RT OR LT)	
HSB-MESH	32514			1/4" WIREMESH UNDER DISCHARGE GRILL	
HSB-PD	32515			PEDESTALS	

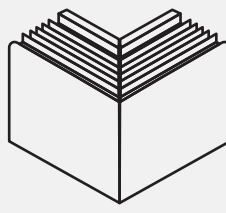
## Elements (Sold Separately)

MODEL	UPC	DESCRIPTION	LENGTH
HSLT-3/4"	32534	3/4" COPPER TUBE FINNED ELEMENT	2'-10'
HSLT-1"	32535	1" COPPER TUBE FINNED ELEMENT	7-10'

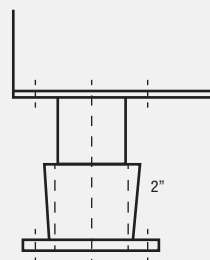
## Corners, Fillers, Blank Sections & End Caps



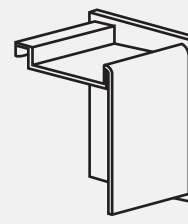
Inside Corner



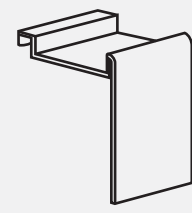
Outside Corner



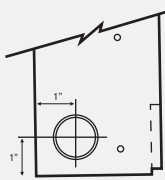
Cast Pedestal



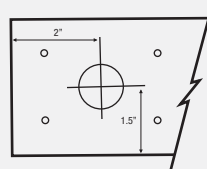
End Cap



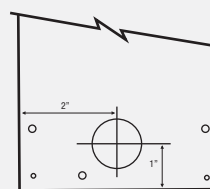
Splice Plate



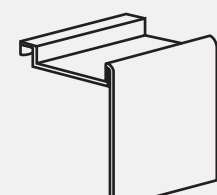
Side View  
Pedestal Unit Only



Bottom View  
Pedestal Unit Only



Back View  
Pedestal Unit Only



Wall Trim