

Hydronic Draft Barrier HLB Series



Model Code:

HLB	F	2
A	B	C

A: Series
 B: F- Front intake
 T- Bottom intake
 C: Length

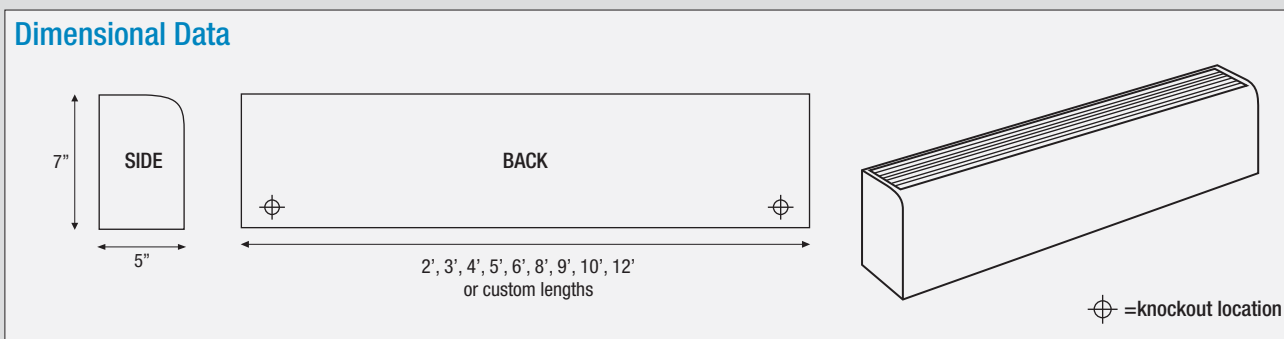


- Bottom intake, top discharge HLBT
- Front intake, top discharge HLBF
- 12GA extruded aluminum front & back
- Snap fit 2 piece construction
- Painted and anodized finishes
- Valve compartments are 6" or 12"
- 3/4" and 1" copper tubes available
- 400 to 1000 BTUH ratings (per foot)
- Multiple sections on one common back
- 1/4" pencil proof discharge grill
- Aluminum fins for quick heat
- LB is 5"W x 7"H
- 1-year limited warranty

The HLB Series Hot Water Draft Barrier

MODEL HLB residential/commercial hydronic baseboards offers superior performance, beauty and versatility that is combined with strength and durability. Softline baseboard provides a gentle curtain of warmth along cold outside walls. No drafts and no cold spots. It is ideal for residential, apartment and commercial applications. Painting after installation does not affect the operation. The heavy gauge back plate design assures perfect alignment of the enclosure, and holds the front panel firmly in place. The unique patented heating element for models HLB are available in 3/4" and 1/2" copper tube sizes. HLB baseboard is available completely factory assembled, in coded cartons, in lengths of 2 through 10 feet. Model HLB is available in seven standard colors. Anodized finishes are also available.

Dimensional Data



Smooth back available when pedestal mounted and back can be seen.

Engineering Specifications

Design draft barriers shall be 7" high and 5" wide. The front cover shall be one piece 12 gauge aluminum construction suitable for architectural, commercial and industrial use, with 1/4" pencil proof top discharge. The one piece cover shall be extruded aluminum for maximum strength and shall be available in lengths to 12". The front cover shall snap fit to the 12 gauge back cover with no screw heads or assembly fasteners. The 12 gauge back cover shall be suitable for mullion to mullion mounting. Standard painted finishes shall be provided.

Element: Heat sections from 2' to 10' are available. Furnish and install model emb or slit type heating element. The element shall be manufactured with 1/2", 3/4" and 1" nominal copper tubing with .010" thick aluminum fins, having full collars for uniform spacing and optimum thermal contact. Fins shall be mechanically bonded to the copper tube. One end of each element shall be expanded to accept the unexpanded end of another tube without coupling.

Element mount bracket: Element bracket is constructed of 16 gauge galvanized steel and are mounted to the backplate for noiseless expansion of element. Designed for easy installation into pre-punched mounting holes. Elements are supplied with nylon brackets for noiseless expansion.

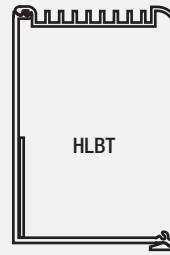
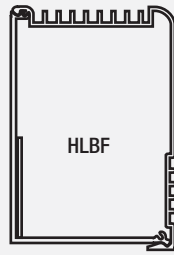
Installation features: Model HLB construction allows simple, snap-fit installation. The back plate which houses the heating element assembly is simply attached to the wall surface at the desired height and the front cover enclosure is then snapped into place.

Pedestal features: Model HLBT-PD, HLBF-PD, HSBST-PD shall have 2" adjustable pedestals and the heater back will be painted to match the front cover. 1" of adjustment is available on the cast iron pedestal.

Pedestal quantities: 2 on 1', 2', 3', 4', 5', 6' / 3 on 7', 8', 9', 10'

Hydronic Draft Barrier HLB Series

Side View



Ordering Information

FRONT INTAKE		BOTTOM INTAKE		LENGTH
MODEL	UPC	MODEL	UPC	
HLBF-2	32516	HLBT-2	32551	2'
HLBF-3	32517	HLBT-3	32552	3'
HLBF-4	32518	HLBT-4	32553	4'
HLBF-5	32519	HLBT-5	32554	5'
HLBF-6	32520	HLBT-6	32555	6'
HLBF-7	32521	HLBT-7	32556	7'
HLBF-8	32522	HLBT-8	32557	8'
HLBF-9	32523	HLBT-9	32558	9'
HLBF-10	32524	HLBT-10	32559	10'

Louvers on blank sections not punched unless otherwise spec.

Add suffix -pd to catalog number for pedestal style heater. Pedestals can be field mounted.

All valve compartments are 6" or 12" long. Price is the same for 6" or 12". Dimensions shown on inside and outside corners are wall dimensions.

Anodize finishes available, consult factory. Finished backs are available.

Units are furnished with factory installed element support.

Accessories

FRONT INTAKE		BOTTOM INTAKE		DESCRIPTION	LENGTH
MODEL	UPC	MODEL	UPC		
HLBF-IC	32525	HLBT-IC	32560	INSIDE CORNER	6"
HLBF-OC	32526	HLBT-OC	32561	OUTSIDE CORNER	6"
HLBF-SP	32528	HLBT-SP	32563	SPLICE PLATE	2"
HLBF-WT	32529	HLBF-WT	32564	WALL TRIM	4"
HLBF-VC	32530	HLBT-VC	32565	VALVE COMPANTMENT	12"
HLBF-EC	32527	HLBT-EC	32562	END CAP (SPECIFY RT OR LT)	
HLB-MESH	32531			1/4" WIREMESH UNDER DISCHARGE GRILL	
HSB-PD	32515			PEDESTALS	

Elements (Sold Separately)

MODEL	UPC	DESCRIPTION	LENGTH
HSLT-3/4"	32534	3/4" COPPER TUBE FINNED ELEMENT	2'-10'
HSLT-1"	32535	1" COPPER TUBE FINNED ELEMENT	7-10'

Corners, Fillers, Blank Sections & End Caps

