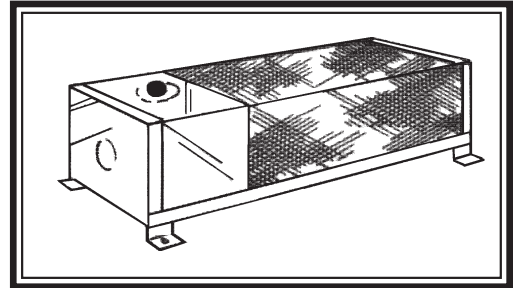


UTILITY HEATER

Protect your equipment from destructive freezing by installing this unit where protective warmth is required. This versatile utility heater will save you time and money by preventing the costly inconvenience of frozen pipes and equipment in your pump room, valve room, utility room, etc. With the automatic thermostat you set the required temperature to be maintained. Low wattage units can be used in electrical cabinets for moisture control and to maintain a minimum operating temperature to provide high reliability of electronic equipment.



WATTAGE	Model for 120V	Model for 240V	ROOM SIZE (cubic feet)
62	U2425**	N/A	5*
125	U2450**	N/A	10*
187	U2475**	N/A	15*
250	U24100**	U2425	20
500	U1250	U2450	38
750	U1275	U2475	50
1000	U12100	U24100	75

* cubic foot cabinet

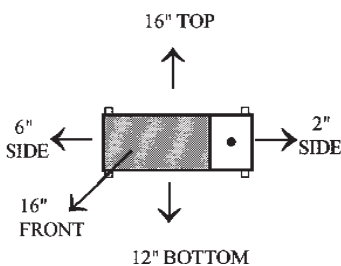
** 240 Volt unit run at 120 Volts

FEATURES

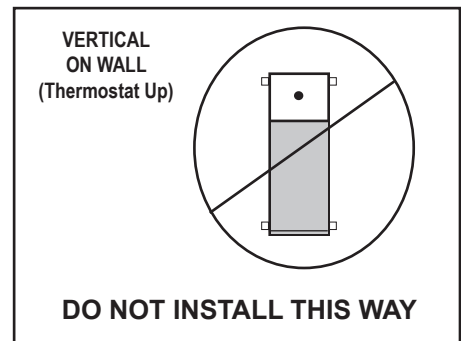
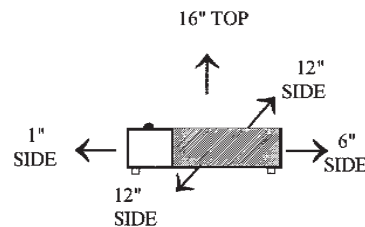
- Thermostat has range of 40° to 90°F
- Steel sheath long life element
- Expanded metal element shield
- 4 mounting feet
- Capillary tube safety high limit
- Steel case and grille
- Optional stainless steel case and grille
- Baked enamel ivory finish
- ½" knockout for electrical hookup
- 1-year warranty

Clearances from combustible surfaces

ON WALL



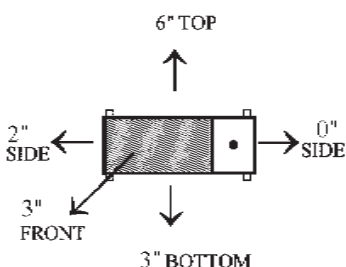
ON FLAT SURFACE



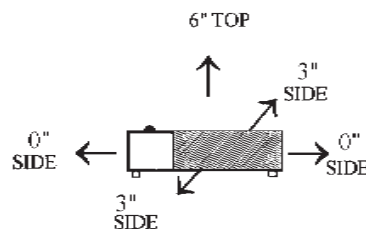
Low Wattage Clearances from combustible surfaces - for 62 Watts to 187 Watts

Maximum wattage for vertical installation is 250 Watts. Do not exceed 250 Watts with this installation.

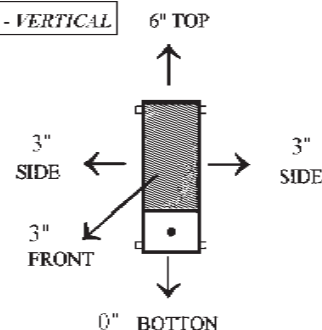
ON WALL



ON FLAT SURFACE



ON WALL - VERTICAL



U.indd : 1/10

Installation Instructions

It is **extremely important** to verify the electrical power supply is the same voltage as the heater you are installing. 120 Volt heaters are **usually not interchangeable** with 240 Volt power supply. Powering a 240 Volt unit with 120 Volt supply wires will reduce the heater output by approximately 75% which may be undesirable for your application. Powering a 120 Volt unit with 240 Volt supply wires will destroy the heater and void all warranties if the heater is not made to be connected to 120 and 240 Volts. The 240V pumphouse can be run on 120V for reduced wattage.

DANGER

SHOCK HAZARD: Shut off circuit breaker now

CAUTION: Turn off power source supplying the heater before attempting installation, maintenance or repairs. Lock or tag circuit breaker or fuse panel door. Failure to do so could result in serious electrical shock, burns or possible death.

WARNING: RISK OF ELECTRIC SHOCK. CAN CAUSE INJURY OR DEATH: DISCONNECT ALL REMOTE ELECTRIC POWER SUPPLIES BEFORE SERVICING.

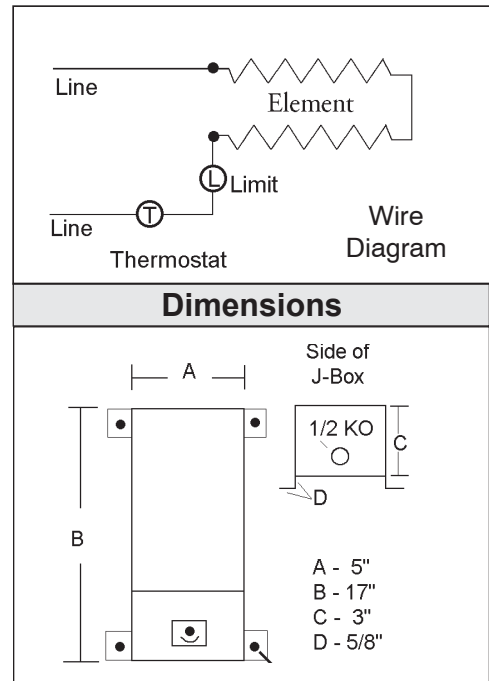
WARNING: Risk of fire, do not use as residential or household heater.

CAUTION: Source of possible ignition - high temperatures, keep combustible material away from front of heater. Do not operate heater with cover removed.

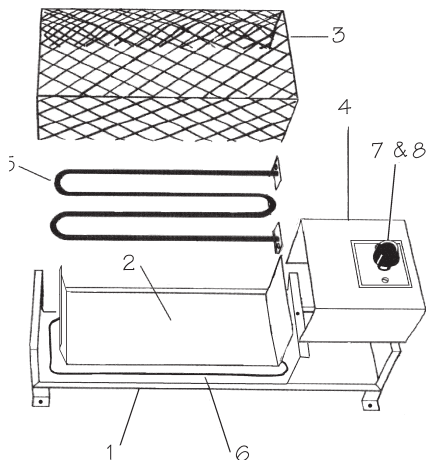
Note: Not for use in explosive gas environments similar to boat gasoline engine rooms. Thermostat is a snap action type and creates an arc when opening.

Installation Instructions

- Remove heater from box. Check contents received for damage from shipping.
- Attach unit to wall or flat surface following dimensional clearances from page one.
- Unit cannot be installed vertically with thermostat at the top.
- Remove junction box cover and connect power wire with appropriate strain relief device.
- Attach power wires to lead wires in unit.
- Replace junction box cover and turn thermostat off.
- Apply power.
- Turn thermostat on and test to insure that unit and thermostat are working properly.
- Set thermostat for desired temperature.



Exploded view shown for detail. Unit is one-piece.



Parts List

When ordering parts you must specify if you are replacing **Stainless Steel** Parts by adding **-SS** to the end of the model number. The model numbers below are for standard utility heaters.

<p>1 2 3 & 4 5 6 7 8</p>	<p>64 UTILITY SM CASE 64-08 64-02 500xxxx 10H11-221445 58T1S-302861 PT-2-P-S</p>	<p>Pump House Case (1 piece) Reflector Pan Wiring Compartment Cover & Element Screen (1 piece) Element - Specify Voltage & Wattage High Temperature Capillary Tube Limit Optional Single Pole Thermostat Kit Optional Thermostat Knob</p>
---	---	---

U.indd : 1/10